



Date: Tuesday, 23 May 2017
Time: 1.30pm
Location: Council Chamber, Wairoa District Council,
Coronation Square, Wairoa

AGENDA

Late Reports

Finance, Audit & Risk Committee Meeting

23 May 2017

Fergus Power
Chief Executive Officer

The agenda and associated papers are also available on our website: www.wairoadc.govt.nz

For further information please contact us 06 838 7309 or by email info@wairoadc.govt.nz

Order Of Business

8 General Items.....3
8.1 Supplementary Appendix to Item 8.2 - Projects and Capital Programme..... 3

8 GENERAL ITEMS**8.1 SUPPLEMENTARY APPENDIX TO ITEM 8.2 - PROJECTS AND CAPITAL PROGRAMME**

Author: Gary Borg, Chief Financial Officer
Authoriser: Fergus Power, Chief Executive Officer
Appendices: 1. Appendix 8.2(2)

1. PURPOSE

- 1.1 This report provides supplementary information to the March 2017 Performance Report. No decisions are required by Committee at this stage.



RECOMMENDATION

The Chief Financial Officer RECOMMENDS that the Committee receives the supplementary appendix.

2. BACKGROUND

- 2.1 The schedules attached as Appendix 1 represent further development in Council's performance reporting suite and is provided in response to a specific request for further information regarding the capital works programme.

Signatories

	
Gary Borg Author	Fergus Power Approved by

Projects / Capital Programme - Planned Projects Only

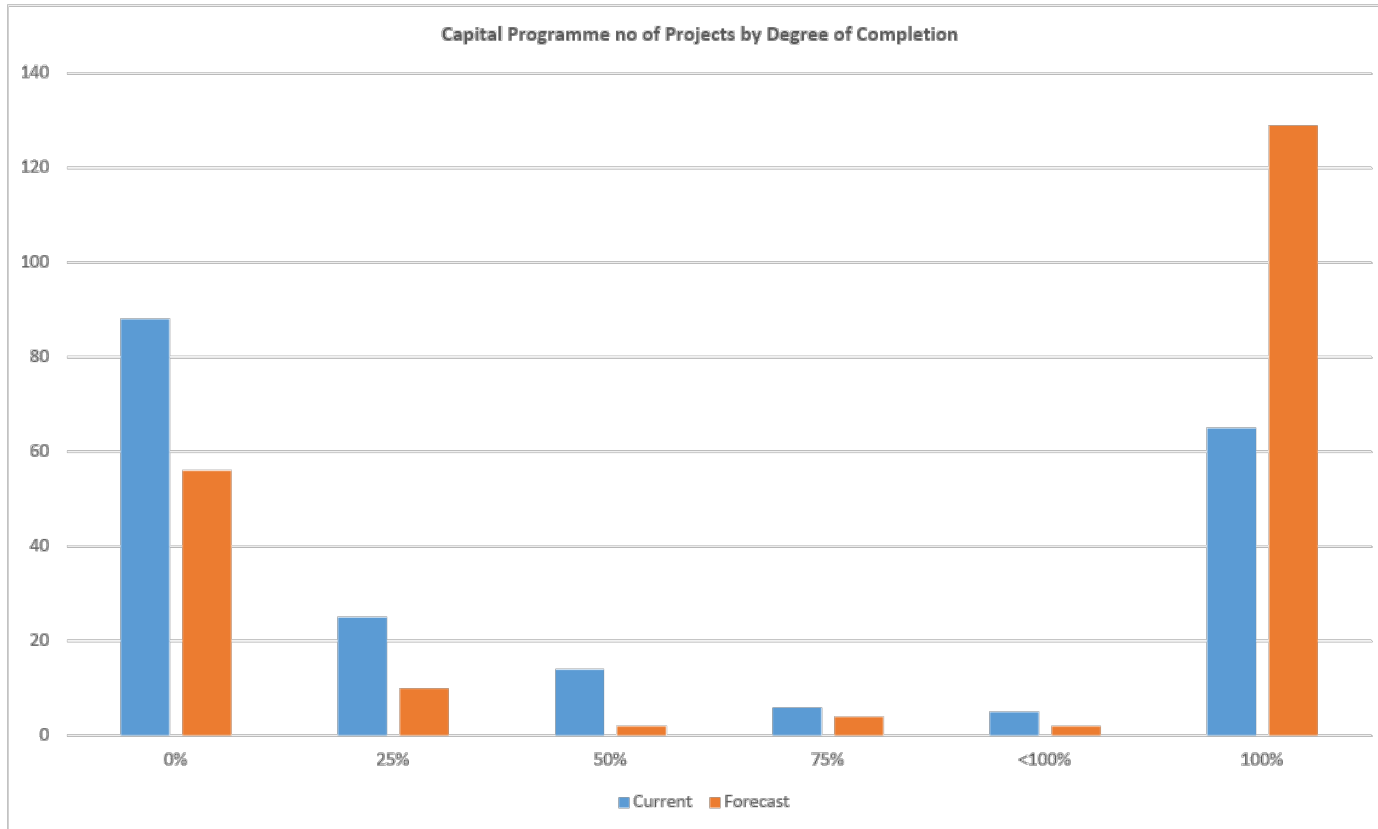
Status (Multiple Items)

Activity	Additions					Renewals				
	Projects	YTD Actual \$	YTD Budget \$	Full Year		Projects	YTD Actual \$	YTD Budget \$	Full Year	
				Forecast \$	Budget \$				Forecast \$	Budget \$
Administration Services	4	2,842	109,500	148,842	602,000	1	0	0	0	20,000
ByLaw Control	2	7,402	75,000	43,079	75,000					
Camping Grounds						1	0	3,000	3,000	3,000
Cemeteries	3	-32	9,756	13,000	13,000					
Chief Executive Officer	1	44,354	38,000	44,354	38,000					
Civil Defence	5	30,435	11,000	30,435	11,000					
Community Centre	1	0	768,000	0	768,000	4	70,731	271,080	118,348	292,080
Council	1	16,834	22,000	16,834	22,000					
Economic Development	3	40,532	70,000	125,314	212,500					
Engineering Services	1	0	40,000	40,000	40,000					
Environmental Health	1	13,528	10,250	13,528	10,250					
Information Services	6	35,558	56,150	62,455	71,250	7	20,427	11,400	22,423	15,375
Infrastructural Business Unit	2	76,136	50,750	81,274	50,750					
Library	3	35,827	54,979	75,152	64,975					
Library - Building						1	0	0	6,000	6,000
Parking						2	0	141,155	40,000	161,155
Parks and Reserves	7	157,593	464,000	390,989	714,000	9	106,507	221,250	221,962	221,250
Pensioner Housing						2	45,827	26,656	52,483	26,656
Roading Non Subsidised	8	26,453	372,772	231,382	413,772	6	9,093	184,388	57,538	184,388
Roading Subsidised	6	51,734	621,075	650,679	1,089,910	13	1,028,597	2,870,389	2,703,990	4,023,966
Rural Fire						2	0	10,834	0	12,000
Sewerage	3	0	70,456	60,076	174,256	13	296,929	776,438	790,809	1,249,588
Stormwater	2	45,716	128,800	103,800	155,700	5	0	282,090	186,840	420,390
Wairoa Airport	4	46,713	100,000	52,265	100,000	2	44,058	30,000	44,932	235,000
Waste Management	4	0	105,250	0	105,250					
Water Reticulation	1	0	20,000	20,000	20,000	8	737,318	1,002,410	1,062,790	1,078,360
Water Treatment	5	15,863	50,000	63,450	126,900	16	32,972	209,981	166,025	339,013
Grand Total	73	647,488	3,247,738	2,266,909	4,878,513	92	2,392,460	6,041,071	5,477,141	8,288,221

Projects / Capital Programme - All Projects

Status (All)

Activity	Additions					Renewals				
	Projects	YTD Actual \$	YTD Budget \$	Full Year		Projects	YTD Actual \$	YTD Budget \$	Full Year	
				Forecast \$	Budget \$				Forecast \$	Budget \$
Administration Services	5	10,823	109,500	159,920	602,000	1	0	0	0	20,000
ByLaw Control	3	11,377	75,000	47,054	75,000					
Camping Grounds						1	0	3,000	3,000	3,000
Cemeteries	3	-32	9,756	13,000	13,000					
Chief Executive Officer	2	72,136	38,000	44,354	38,000					
Civil Defence	5	30,435	11,000	30,435	11,000					
Community Centre	1	0	768,000	0	768,000	4	70,731	271,080	118,348	292,080
Council	2	17,103	22,000	17,103	22,000					
Economic Development	4	42,195	70,000	126,977	212,500					
Engineering Services	1	0	40,000	40,000	40,000	1	2,329	0	2,329	0
Environmental Health	1	13,528	10,250	13,528	10,250					
Information Services	19	87,659	56,150	114,556	71,250	8	21,297	11,400	23,293	15,375
Infrastructural Business Unit	4	80,790	50,750	85,928	50,750					
Library	3	35,827	54,979	75,152	64,975					
Library - Building						1	0	0	6,000	6,000
Parking						2	0	141,155	40,000	161,155
Parks and Reserves	11	197,503	464,000	435,689	714,000	11	110,489	221,250	225,945	221,250
Pensioner Housing						2	45,827	26,656	52,483	26,656
Property Corporate	2	9,612	0	9,612	0					
Roading Non Subsidised	8	26,453	372,772	231,382	413,772	6	9,093	184,388	57,538	184,388
Roading Subsidised	7	54,489	621,075	653,434	1,089,910	14	1,031,605	2,870,389	2,706,998	4,023,966
Rural Fire						2	0	10,834	0	12,000
Sewerage	7	29,078	70,456	89,154	174,256	13	296,929	776,438	790,809	1,249,588
Staff Housing						1	15,424	0	15,424	0
Stormwater	2	45,716	128,800	103,800	155,700	5	0	282,090	186,840	420,390
Wairoa Airport	4	46,713	100,000	52,265	100,000	3	45,546	30,000	46,420	235,000
Waste Management	4	0	105,250	0	105,250					
Water Reticulation	8	11,083	20,000	31,083	20,000	8	737,318	1,002,410	1,062,790	1,078,360
Water Treatment	5	15,863	50,000	63,450	126,900	17	34,361	209,981	167,414	339,013
Grand Total	111	838,350	3,247,738	2,437,876	4,878,513	100	2,420,949	6,041,071	5,505,630	8,288,221



Full Year_Variance Estimate	Forecast to be completed					Will not be Completed				Grand Total	
	Brought forward from last year	Variation	Cancelled	Complete	In Progress	Not started	Partial	Not required at this point	Carry forward		On hold
Community Facilities											
Cemeteries						0					0
Library	-9,219				-958						-10,177
Library - Building							0				0
Parks and Reserves		-48,683		-712	-76,989	0		400,000			273,616
Community Facilities Total	-9,219	-48,683		-712	-77,947	0		0	400,000		263,439
Leadership And Governance											
Council		-268		5,166							4,897
Economic Development		-1,663		4,686			82,500				85,523
Leadership And Governance Total		-1,932		9,852			82,500				90,420
Planning And Regulatory											
ByLaw Control		-3,975			31,921						27,946
Civil Defence	-30,435		11,000								-19,435
Environmental Health				-3,278							-3,278
Rural Fire			12,000								12,000
Planning And Regulatory Total	-30,435	-3,975	23,000	-3,278	31,921						17,233
Property											
Camping Grounds								0			0
Community Centre				768,000	-26,836		185,568	15,000			941,732
Pensioner Housing				-25,827		0					-25,827
Property Corporate		-9,612									-9,612
Staff Housing		-15,424									-15,424
Property Total		-25,036		742,173	-26,836	0	185,568	15,000			890,869
Support Services											
Administration Services		-11,078			20,000	0		453,158			462,080
Chief Executive Officer		0		-6,354							-6,354
Engineering Services		-2,329			0						-2,329

Full Year_Variance Estimate	Forecast to be completed						Will not be Completed				
	Brought forward from last year	Variation	Cancelled	Complete	In Progress	Not started	Partial	Not required at this point	Carry forward	On hold	Grand Total
Information Services	-5,490	-52,971		-1,559	410	8,385					-51,224
Support Services Total	-5,490	-66,378		-7,913	20,410	8,385			453,158		402,173
Transport											
Infrastructural Business Unit	-30,524	-4,654			0						-35,178
Parking						0		121,155			121,155
Roading Non Subsidised				9,190	0	0	27,537	231,513	41,000		309,240
Roading Subsidised	-32,000	-5,762	319,410		0	0	650,596	811,200	10,000		1,753,444
Wairoa Airport		-1,488		-13,262	-2,230				253,295		236,315
Transport Total	-62,524	-11,904	319,410	-4,072	-2,230	0	678,134	811,200	615,963	41,000	2,384,977
Waste Management											
Waste Management									105,250		105,250
Waste Management Total									105,250		105,250
Water Services											
Sewerage		-29,078		561	0	0	132,518	150,000	289,880		543,881
Stormwater					0	0	129,750	155,700			285,450
Water Reticulation		-11,083			0	0		15,570			4,487
Water Treatment	-10,149	-1,389	2,076	-2,206		51,900	90,635	104,182			235,049
Water Services Total	-10,149	-41,549	2,076	-1,644	0	51,900	352,903	425,452	289,880		1,068,868
Grand Total	-117,817	-199,456	344,486	734,404	-54,682	60,285	1,299,104	1,251,652	1,864,251	41,000	5,223,228

Commentary - projects not expected to be completed**Partial**

	\$
Pavement rehabilitation	508,776
Community Centre Remedial Work	185,568
General Road Improvements	141,821
Replace Kopu Road Line	132,518
Crarer - Carroll St Pipeline Renewal	129,750

Economic Development - Enhancement River Use 82,500

Plan for this year is a Lightscaping Plan – lighting our walkway etc. Also some preliminary work will be carried out in terms of fixing up the Walkway Plaques and some clearing along the river (Cabbage Tree over on the North Clyde side on the James Carroll walkway cleaned up a bit too) – that work to be done in May with War Memorial Park Sign being installed week beginning May 29

Not Required

Emergency Renewal Flood Damage	811,200
Balance is 16 items of <\$50k each	440,452

Commentary - projects not expected to be completed**Carry Forward**

Archives Building - location to be determined	407,158
Main Street Toilets Project	250,000
Resurfacing Airport Runway	203,330
Wairoa Power Carpark Reseal	121,155
Construction Of Wastewater Plant for new Wairoa Con:	103,800
Data verification/condition reporting - wastewater	103,800
New Playground Equipment	100,000
Wastewater infiltration tests and flow meters	82,280
Balance is 17 items of <\$50k each	492,728

YTD Actual v Full Year Budget	Forecast to be completed						Will not be Completed				
	Brought forward from last year	Variation	Cancelled	Complete	In Progress	Not started	Partial	Not required at this point	Carry forward	On hold	Grand Total
Community Facilities											
Cemeteries						13,000					13,000
Library	-9,219				38,367						29,148
Library - Building							6,000				6,000
Parks and Reserves		-43,892		-712	220,862	51,000		400,000			627,258
Community Facilities Total	-9,219	-43,892		-712	259,229	64,000		6,000	400,000		675,406
Leadership And Governance											
Council		-268		5,166							4,897
Economic Development		-1,663		4,686			167,282				170,305
Leadership And Governance Total		-1,932		9,852			167,282				175,202
Planning And Regulatory											
ByLaw Control		-3,975			67,598						63,623
Civil Defence	-30,435		11,000								-19,435
Environmental Health				-3,278							-3,278
Rural Fire			12,000								12,000
Planning And Regulatory Total	-30,435	-3,975	23,000	-3,278	67,598						52,911
Property											
Camping Grounds								3,000			3,000
Community Centre				768,000	-21,544		222,773	20,120			989,349
Pensioner Housing				-25,827		6,656					-19,171
Property Corporate		-9,612									-9,612
Staff Housing		-15,424									-15,424
Property Total		-25,036		742,173	-21,544	6,656	222,773	23,120			948,142
Support Services											
Administration Services		-7,982			20,000	146,000		453,158			611,177
Chief Executive Officer		-27,782		-6,354							-34,136
Engineering Services		-2,329			40,000						37,672

YTD Actual v Full Year Budget	Forecast to be completed						Will not be Completed				
	Brought forward from last year	Variation	Cancelled	Complete	In Progress	Not started	Partial	Not required at this point	Carry forward	On hold	Grand Total
Information Services	-4,923	-52,971		15,375	14,442	21,250					-6,827
Support Services Total	-4,923	-91,063		9,021	74,442	167,250			453,158		607,885
Transport											
Infrastructural Business Unit	-30,524	-4,654			5,138						-30,040
Parking						40,000		121,155			161,155
Roading Non Subsidised				37,047	1,784	177,072	74,198	231,513	41,000		562,613
Roading Subsidised	-32,000	-5,762	319,410		1,122,061	409,821	695,718	1,508,535	10,000		4,027,783
Wairoa Airport		-1,488		-12,388	3,322			253,295			242,741
Transport Total	-62,524	-11,904	319,410	24,659	1,132,305	626,893	769,916	1,508,535	615,963	41,000	4,964,252
Waste Management											
Waste Management								105,250			105,250
Waste Management Total								105,250			105,250
Water Services											
Sewerage		-29,078		561	326,596	60,076	166,314	283,488	289,880		1,097,838
Stormwater					58,084	57,090	259,500	155,700			530,374
Water Reticulation		-11,083			289,142	45,950		25,950			349,960
Water Treatment	-7,285	-1,389	2,076	-2,206		181,650	128,280	114,562			415,689
Water Services Total	-7,285	-41,549	2,076	-1,644	673,823	344,766	554,094	579,700	289,880		2,393,860
Grand Total	-114,385	-219,350	344,486	780,069	2,185,852	1,209,565	1,714,066	2,117,355	1,864,251	41,000	9,922,908

Key	Explanation
Partial	Will be in progress at year end - balance to carry over
Not required at this point	Contingent, emergency and renewals funds as required
Carry forward	Will not start this year

Commentary - projects forecast to be completed**Cancelled**

\$319k is for the Cycleway/Walkway Wairoa Township Loop which was contingent on subsidy funding that was not secured

Complete: Community Centre

\$0.77M of funding for the Community Pool development project that was included in the Long Term Plan for this year and brought into the annual plan (budget) during the development of the plan. This project was completed last financial year, ahead of the original project plan, and this planned funding will not be spent in the current financial year.

In Progress

Structures Component Replace	481,371
Sealed Road Resurfacing	372,640
Drainage Renewals	238,582
Wairoa Reticulation - Renewals	155,582
Replacement Reservoir Construction	149,639
Whakamahi Beach Project	131,718
WWTP Solids Filters	117,184
Wairoa Pipelines Renewals	95,596
Dog Pound & Stock Yards	67,598
Toilet Renewals	63,077
Piping Open Drains - Wairoa	58,084
CCTV Infiltration Investigation	53,830
Balance 19 Projects <\$50k	200,949

Not started

Commentary - projects forecast to be completed

SPR 38	409,821
New Footpath	177,072
Future Office Accomodation	146,000
Water Treatment Intake Protection	103,800
Desludge Oxidation Ponds	60,076
Stormwater CCTV	51,900
Mahanga Telemetry	51,900
Balance 14 Projects <\$50k	208,996

Capital Programme Actual and Forecast v Budget

Group	Actual YTD	Budget YTD	Forecast	Budget Full Year
Community Facilities	343,787	749,985	755,786	1,019,225
Leadership And Governance	59,298	92,000	144,080	234,500
Planning And Regulatory	55,339	107,084	91,017	108,250
Property	141,594	1,068,736	198,867	1,089,736
Support Services	194,245	255,050	384,452	786,625
Transport	1,294,689	4,370,529	3,873,964	6,258,941
Waste Management	0	105,250	0	105,250
Water Services	1,170,347	2,540,175	2,495,339	3,564,207
Grand Total	3,259,299	9,288,809	7,943,506	13,166,734